

## GARDENS Four Seasons

### GARDENDESIGN - JULY 2016

---

*“Almost any garden, if you see it at just the right moment, can be confused with paradise.”*

- Henry Mitchell

(my belief entirely - **EVERY** garden is beautiful!)

---

## WATER WHISPERS

There are so MANY ways to incorporate the feel, look & sound of water in your paradise without actually *having* a pond or fountain. I am constantly amazed at the ingenious ways people come up with to add a ‘Whisper of Water’.

This month I was going to offer all my discoveries but found there are just too many nifty ideas I want to share. So enjoy them this month & I will conclude WATER WHISPERS come August.

## **RAIN CHAINS**

Hang these from gutters in place of downspouts - they channel the rain straight down & make a downpour not only an event but a work of art! Position it where you can enjoy it from inside or from a sheltered spot. Charming!



Or use rain chains as a privacy screen - add climbing vines & create a little bit of magic courtesy Mother Nature! This not only simulates a water fall but also gives you the feel of a light rainfall.





Here is a unique rain chain crafted from old spoons - Clever!



If Rain Chains aren't your thing - why not fashion a small rock garden complete with creeping plants tucked into rock crevices.

Set up a **DOWNSPOUT MINI-WATERFALL** so that when the rain comes shooting out it cascades & distributes the water to boot!



Perhaps a **DRY STREAM BED** is more up your alley - connected to an actual gutter - you can see how cool it looks when it rains. Then when the sun is out it becomes a beautiful 'Dry Creek'.




If you'd rather a Dry Creek on it's own, ensure it appears to come from somewhere - the origin isn't important - in fact it can come out from behind a dense shrub or start at the base of a large boulder.





Maybe try scattered coloured tumbled glass or even ‘sea glass’ to add a touch more realism - it doesn’t have to be blue - use your imagination!

Or try your hand at arranging flat pebbles in a fish scale pattern - your eye will automatically follow the 'flow'.





Here the 'flow' has been arranged to serve as a footpath. Nice!





Now if the next two photos do not make you feel there is actual water movement - well, then - take a second look!






## **PLANTS as 'WATER WHISPERS'**

The illusion of movement can be created in any design - try using specific plants cascading down a slope or mass plantings of one variety to mimic a 'River' of colour - & again it doesn't have to be always blue either!









A simple Woolly Thyme bed cut thru' with a stunning line of annual Blood Grass.



Then take a gander at this one - a veritable foamy swirl of colour using Golden Creeping Jenny interplanted with Burgundy Ajuga.







How about this for a stunning  
illusion of falling water?

(I KNOW - breathtaking huh?!)

& one more idea before I send this edition off to you - I saw this in a yard on a recent Nest Tour - magnificent use of annual String of Pearls using a bird bath as the 'water source'!





Perhaps use Golden Creeping Jenny - same cascading look.



**‘WATER WHISPERS’** - to be continued.....



**As always - check out my PINTEREST site to benefit from the many hours I've spent pouring over & saving crazy-cool things for GARDEN DESIGN!**

**Click the following link :**

**<https://www.pinterest.com/gardens4seasons/boards/>**





---

## UPCOMING EVENTS

Don't miss my favourite event of the year - Saskatoon **NEST Secret Garden Tour** - **Aug. 7, 2016** - 1- 5pm.

Passports are available from McNally Robinson, Dutch Growers and Anthology for \$15 each. Proceeds help Nest to settle refugees in Saskatoon.

Then we have the SHS **Country Garden Tour** on **Aug. 6, 2016** also 1 - 4pm - click this link to see more details!

<http://www.saskatoonhortsociety.ca>

---

## PLANT OF THE MONTH

### NEST SPRUCE - *Picea abies* 'Nidiformis'

An interesting addition to any sunny locale - this compact, bushy dwarf spruce variety adds not only year round green but a concave top that resembles a bird's nest. Reaches a height of about 3' - 4' with a spread approximately the same. Best used as a specimen plant - it makes a Bold Statement once established.

Cool - yes?






---

## DESIGN BRILLIANCE

Sometimes I just *WANT* an over-the-top bit of GARDEN DECOR tho' I think this might be a tad too big for my yard. It is a mere 3 stories high feature somewhere in a lucky Italian's Garden!







---

**AUGUST'S GARDENDESIGN** carries on with  
more neat ways to make use of **‘WATER WHISPERS’**

---

Meantime - enjoy a past issue of GARDENDESIGN I did on  
**DESIGN SOLUTIONS for PROBLEM  
AREAS beneath large TREES**

Just email me a request & I will get it to you directly.



---

**DID YOU KNOW? - I never, Ever, EVER share my email list - EVER! :)**

- to [UNSUBSCRIBE](#) from GARDENDESIGN please reply to this email with NO THANKS!

***Feel free to forward this to any friends !***