


GARDENS Four Seasons

GARDENDESIGN

May/June 2019

SHADE GARDENING




*Makes one really **think** about the tree doesn't it Warren?*

Some say you cannot have a lovely yard if there is too much shade - to this I say Phshaw! & again! PHSHAW!

Ideally a yard should have equal parts sunshine & shade but who among us live in THAT perfect world?



- here is a NEST TOUR yard that comes close to that ideal world - shade on one side & full sun on the other!




That cooling shadow in the sunny hours - to be sure - Shade definitely has it's own charm.

As much as we love our sun in SK - we would miss the shade if it wasn't there. Where would we head for respite in the midday heat? Where could we lounge outside with our favourite book? What better lowers our air conditioning costs? What's more - there'd be no place to grow those luscious Hostas &



Ferns! Where would we watch the amazing patterns created by a trees leaves on the ground as the breeze whispers on by? So many reasons to love shade!





- a couple of good examples from the NEST TOUR of shade, full sun & dappled shade!

Most shade that we encounter in our own yards is created by either trees or something manmade such as a building or screen. If you have shade already in your yard (as I do) then you have no choice but to work with it. If you have no shade or very little then you know what I am talking about - you probably would appreciate a shady spot or two!

Before we get into the type of gardening you can do in the shade - let's look at the varying types of it. (We will look at only decorative plants - not vegetables tho' there are a dizzying array of veggies you can grow in semi-shade!)

FULL SHADE means no sun whatsoever at all during daylight hours.



PARTIAL SHADE can mean many things - sun only in the morning or afternoon. It is usually created by a man-made feature such as the wall of a building or a fence. Sun for just



a few hours per day at any time &/or dappled shade - the kind you get sitting under a large tree.

Even **DAPPLED SHADE** has varying degrees - sometimes there can be a lot of sunlight or maybe just a glimmer here & there.

Then you might have dappled shade for just a portion of the day & full shade at other times thru' out daylight hours.



- *dappled shady path*

We also have to consider the difference between shade under an evergreen vs shade under a leafy tree. Evergreen shade is usually a lot more dense. Next we have to look at the south side of each tree as - again there is a different micro climate on the south side than there is on the north side.



- *hostas flourishing under a spruce tree*

Another point to consider is if you are growing anything under large trees - you have other concerns since the trees sop up any nutrients & water available at the expense of another plants. So you'll likely have to supply more water in that instance - particularly if we have dry weather.


Most shade loving plants - will do well with at least faint dappled shade or a few hours of sunlight. Very few things will prosper in total shade (with the exception of moss - which also has it's own charm I might add! hmmm-m-m - there's another topic for me to cover!)



To really succeed at shade gardening - you should always follow my mantra - *right plant in the right place*. Choose plants that do well in the shade or semi-shade. If you pick sun loving ones - you are pretty much setting yourself up for failure. The plants may grow but will not thrive & not even look half decent.

Remember too, that shade loving plants come from a forest floor where there is lots of rotted, organic matter (leaves, etc.), plenty of moisture & need I say it? Lotsa shade! SO ***ammending your soil is critical***. Never assume that existing soil is good enough!

I could go on & on about shade gardening (as most of you already know!) You can create shady water features, rock gardens in the shade, potted shade loving annuals..... But let's not get bogged down with details - get out there & create a work of art in your shady patches. It is well worth your while!



SHADY PLANT SUGGESTIONS

ANNUALS

Begonias - fibrous (small flowers)
Begonias - tuberous (large flowers)
Balsam (Impatiens balsamina)
Browallia
Butterfly Flower (Schizanthus)
Coleus
Euphorbia (Diamond Frost)
Fuschia (Cascading)
Gerbera Daisy
Globe Amaranth
Impatiens
Mimulus (Monkey Flower)
Nicotiana (Flowering Tobacco)
Pansy
Torenia (Wishbone Flower)



- *Mimulus (Monkey Flower)*

ANNUALS - TRAILING

English Ivy
Ivy Geranium
Sweet Potatoe Vine (Ipomoea batatas) - chartreuse or burgundy leaves!

PERENNIALS

LOW (under 12")

AJUGA - Bugleweed

ANEMONE Sylvestris - Windflower

AUBRIETA /ARABIS) - Rock Cress

ASTILBE - Dwarf

BERGENIA - Elephant Ear CAMPANULA carpatica - Bluebells

CAMPANULA cochlearifolia - Dwarf Bluebell

CONVALLARIA - Lily of the Valley DICENTRA - Dwarf Bleeding Heart

GYPSOPHILA Repens - Dwarf Baby's Breath

HEUCHERA - Coral Bells

HOSTA - Dwarf

LAMIUM

LYSIMACHIA - Creeping Jenny

PRIMROSE

MEDIUM (1 /12' - 2 1/2')

ALCHEMILLA - Lady's Mantle

AQUILEGIA - Columbine

ASTILBE

CAMPANULA Glomerata

- Dalmation Flower

DELPHINIUM - Dwarf

CRANESBILL GERANIUM

HEMEROCALLIS - Dwarf Daylily

HOSTA

LAMIASTRUM

MYOSOTIS - Forget-me-not

MONARDA - Dwarf - Beebalm

NEPETA - Catmint

POLEMONIUM - Jacob's Ladder

PULMONARIA - Lungwort

THALICTRUM - Meadowrue

TROLLIUS - Globeflower

VIOLET



- *Gold Creeping Jenny*

HIGH (3' & over)

ARUNCUS - Goat's Beard

CIMICIFUGA - Bugbane (heavenly scent!)

DELPHINIUM

DICENTRA Spectabilis - Bleeding Heart

FERN-Northern FILIPENDULA rubra - Meadowsweet

HEMEROCALLIS - Daylily

LIGULARIA dentata

LIGULARIA - Elephant Ears

LYCHNIS - Maltese Cross

MONARDA - Beebalm

PHYSOSTEGIA - Obedient Plant

POLYGONATUM - Solomon's Seal



SHRUBS for SHADE

EUONYMUS - Burning Bush

FORSYTHIA

HYDRANGEA

LONICERA- Honeysuckle

PHILADELPHUS - Sweet

Mockorange

PHYSOCARPUS - Ninebark

THUJA - Cedar

- *Cimicifuga (Bugbane)*

- *photo courtesy J.*

EVENTS

SASKATOON HORTICULTURAL PASSPORT GARDEN TOUR

Saturday, July 20, 2019 - noon to 4pm
Contact: Sandra 306-514-8870

A "Drive Yourself" tour of a number of Saskatoon's finest gardens - rain or shine! Limit of 250 people. Purchase your passport at Early's (Lorne Avenue or 51st St. E.) or Dutch Growers (Central Avenue) - **\$15**/person & includes membership. Children under 12 are free. The Passport reveals information on yard locations.

<https://www.saskatoonhortsociety.ca/Calendar-page-15.html>

SASKATOON PERENNIAL SOCIETY GARDEN TOUR

Sunday, July 14, 2 pm

Starts at: 238 Brightwater Way where you'll receive maps/driving instructions to other gardens on tour. **\$10**/person includes membership.

<https://www.saskperennial.ca/garden-tours>

CANADIAN PRAIRIE LILY SOCIETY

53rd ANNUAL LILY SHOW

Friday & Saturday, July 19 & 20 @ Lawson Heights Mall

(you will never SEE so MANY lilies!!!) **FREE!**

<http://www.prairielily.ca/index.htm>



HONEYWOOD HERITAGE NURSERY

LILIES IN BLOOM

Sunday, July 21 from 11 am to 5 pm **\$5/person**

Honeywood Heritage Nursery, near Parkside, SK
(well worth the drive to see the amazing flower fields!)

<https://www.honeywood-lilies.ca/events/>



- shady gazebo dining room on the NEST TOUR!

NEST SECRET GARDEN TOUR

Sunday, July 28 from 1:00 pm to 5:00 pm

This is ***my all time favourite Garden Tour*** - if you've never been - you really must go! It's put on by the NEST organization - they help settle refugees in our fair city. Purchase your ticket from Dutch Growers, Anthology or McNally's & that tells you where the Secret Gardens are. It is self-guided so you can hit any one of the many locations in any order you prefer! **\$20/** person <https://nestsaskatoon.net/2019/06/15/nest-secret-garden-tour-back-july-28/>



PLANT OF THE MOMENT

EUPHORBIA 'Diamond Frost' (aka as a Pot Stuffer!)

This delicate little Annual is well suited for shaded pots (or even sun loving ones!)

It can serve as an excellent substitute for baby's breath in any setting as it spills over container edges.

Frothy, poufy - just a fabulous cloud with tiny diamond-like white flowers backed by small emerald green leaves!



It's brightness sets it apart from other coloured annuals in the shade & in fact it enhances any foliage or flower hue - even white!

Planted in any in ground beds, it is a superb bare spot filler not only for it's good looks but also the fact it will not crowd out competing plants.

It is easily available at most local nurseries & can be added at any time during the growing season.

Definitely a winner in my world!



DESIGN BRILLIANCE

**“The person who says it cannot be done,
should not interrupt the person doing it.”**



Johnny Clasper, a British Stonemason used the above ancient Chinese proverb to describe his work. I simply call it DESIGN BRILLIANCE !

Betch'ya just can't wait for -

GARDENDESIGN **July/August 2019**

We'll check out **ELEVATION or GRADE CHANGES** - how to use them if you have 'em & how to add 'em if you don't!

GARDENDESIGN BACK ISSUES are always available!

Certain topics related to Shade Gardening would be:

- Beneath Large Trees
- Courtyards
- Colours
- Privacy Screens - Manmade

Let me know which ones (or all!) you'd like & you get them just like that! I have done quite a few different topics over the years on GARDENDESIGN - if there is anything you'd like to know more about - I'd like to get your requests. :)

Feel free to forward this to any friends!

(or they can email me to request their own copy!)

DID YOU KNOW? - I never, Ever, EVER share my email list - NEVER! :)

* to UNSUBSCRIBE from GARDENDESIGN please reply to this email with NO THANKS!
