

# GARDENS Four Seasons

GARDENDESIGN  
April/May/June 2020

## GREEN WALLS (Living Walls)

---



*“Man is Nature -  
Nature Man”*

- Mary Reynolds  
(Irish Landscape  
Designer)

**(Man & Nature - both tenacious as HELL!)**

---

---

**PANDEMIC UPDATE**  
**for**  
**GARDENS Four Seasons Landscape Design**

Well - I was caught off guard as much as the next person by all this pandemonium. I am fortunate enough to be able to continue offering Landscape Design Services.

My method of doing Designs has been altered to accommodate Social Distancing. I will still be able to visit Client's homes for **One Hour Consultations** where we can walk thru' the yard & I can offer suggestions. Any pictures or reference information would be emailed to the client after the appointment.

For **Landscape Concept Plans** (rough sketch) & **Landscape Designs** (fully scaled drawings) I can visit the site initially & then proceed with the plan & discussion online via ZOOM.

I have also taken to teaching my **Landscape Design Classes via ZOOM**. (I never had the time to try online teaching but this has provided me with the perfect opportunity - a silver lining to a dark cloud)

So - if anyone is curious - I am open for business & well into the planning season! I have incorporated social distancing & online access to continue offering the same quality landscape designs you've come to expect. All the while keeping us both safe.

***STAY WELL - STAY SAFE - THIS TOO SHALL PASS!***

---

---

Before I get to this edition's topic of GREEN WALLS - I would like to share with you a beautiful, heartwarming short story of the good that can come out of bad times. (skip the annoying ad that comes up first) Enjoy!



<https://www.youtube.com/watch?v=Nw5KQMXDiM4&feature=share>

---




---

## GREEN WALLS

The times in my life when I felt the most lost were the times when only Nature could offer me any respite from my feelings. Since the start of this current Pandemic - I think this is even more so, not only for gardeners but for everyone. Any live plant or even cut flowers can relieve the symptoms of the distress,

anxiety, worry & grief we are experiencing worldwide right now. They just brighten our space seeming to give us hope that life goes on no matter what. I used to buy a bouquet of flowers almost weekly to brighten my Mom's room at a local care home with half of them & take home the other half to add some vitality to my home. Now I still put fresh cut flowers in a vase because it makes me feel there is an end to this Pandemic! They inspire me to plan for the future - & one thing I am planning for is a GREEN or LIVING WALL.





As the name suggests, Green Walls are composed of living plants which can be grown indoors or out. For this issue of GARDENDESIGN we will look just at outdoor applications.



There are many different systems that can be used to create your own interpretation. It can be small - it can be large. It can be a complete unit or a series of separate ones. In our climate the plants will be annual but I have tried using perennial sedum & they overwinter if the 'frame' containing them is laid on the ground & covered with snow.

FIRST OFF - check out the many **USES!**

- great as privacy screens
- excellent backdrops for any outdoor living space or just as purely decorative & pleasing to the eye.





- softens the harshness of manmade structures
- lowers nearby ambient temperatures by cooling or shading a space (or even the wall it grows up against - insulating the inside wall against outdoor heat))



- can be used to grow food



- creates habitats for birds & beneficial insects
- absorbs rainwater
- purifies our air as only plants can
- buffers street or neighbour noise
- reduces one's anxiety & stress



- & most importantly & my favourite reason - Green Walls create a *biophilic* reaction when viewed - the feeling of well being & calm that man experiences when exposed to nature!



## TYPES

### 1. Tiles or Framed Vignettes




### 2. Fixed Hanging Planter Boxes, Gutters or other Containers






### 3. Larger Panels fixed to any vertical surface.





4. Free standing, moveable panels (we won't get into free standing panels this time around since they are rare in our neck of the woods.)



5. Plants that grow up a wall with or without support.



6. Plants that cascade over & down a wall surface



7. Plants that simply grow up a surface - attaching themselves without any manmade support. (see **Plant of the Moment** below)

## PLACEMENT

- it's *critical* to use plants that will thrive in the exposure you wish to place them - ie: sun loving plants in full or part sun - shade lovers in semi or full shade.
- choose a sheltered area where there is little wind & room enough to walk by comfortably.
- select a location that can be easily viewed outside & even

from indoors  
ensure the  
planting is easily  
accessible for  
watering &  
maintenance






Go online for Ideas on how to create your own Green Wall - the methods & components are endless - from ***SIMPLE***



to ***SPECTACULAR!***



Lose yourself in the wonderful world of **Living Green Walls** & discover why they are rapidly becoming a must have for any yard!





---

**HEY!**                *All* Tree, Shrub, Perennial & Vine pics on my  
GARDENS Four Seasons Landscape Design Website are  
updated & enlargeable now! Check it out under the Plant  
Book tab or click this link!

<https://www.gardensfourseasons.com/plant-book-2/>



**CARAGANA**

- "*Lorbergii* (*Fernleaf*)  
*Caragana*"



**Sutherland Caragana**  
- "*Silver Spires*"





---


## PLANT OF THE MOMENT

### VIRGINIA CREEPER

*Parthenocissus quinquefolia*

Most of us are familiar with Virginia Creeper - the aggressive, lush vine that can scramble over any trellis as well as nearby trees or bushes! In my first experience with it one Spring - I planted a number of 4" high sprouts at the base of a trellis. By Fall it had covered completely an 8' high trellis - now THAT is a fast grower!

It is hardy as all get out & does well with very little attention once it is established. (usually after the first Summer.)



Grow Virginia Creeper in as much sun as you can because the more shade it gets the more it is prone to aphids. & for heaven's sake, don't spray the aphids off with water in the evening, which I proceeded to do one hot Summer's eve - it is a sure fire way to get powdery mildew!

Tiny white flowers appear after the leaves come out & they change into small grape coloured seed balls. In fact, it is often mistaken for a grape vine. The bright green leaves will turn various shades of gold to pink to outright bright red once the cooler weather comes in September. It is very familiar in older neighbourhoods but becoming increasingly popular in newer yards.



Keep in mind there are **two varieties** of **Parthenocissus quinquefolia** - the regular Virginia Creeper which requires a



support to grow on & **Parthenocissus quinquefolia** - *Engelman's Ivy* which uses tiny suckering discs at the ends of twiny tendrils to adhere to any rough surface.

As verdant a backdrop as it can create - I do have 3 points to consider when using Virginia Creeper - first ensure the trellis or lattice the vine will grow on is extremely sturdy. I have seen entire structures pulled down under it's weight. Secondly - take care where you want it to climb since it will get under any siding, stucco or tiles & can make it's way under narrow walkways to the other side. Lastly - if you notice it clinging to any trees or bushes immediately pull it off & shear back. If it



covers a tree or shrub the large leaves will create enough shade to kill them.

Taking in those points - it really is a stunner & offers an amazing effect Spring, Summer & Fall!



---

## DESIGN BRILLIANCE



A simple, yet BRILLIANT take on framed live wall tiles - to be used indoors or out - *c'est magnifique - non?* ( & no I don't speak french but it just popped into my mind when I first saw this!)

---



---

## LANDSCAPES by GARDENS Four Seasons

& here is the BEFORE shot of a Class Participant's front yard -



- clever planting & a short perimeter fence create something REAL special .....

..... what a change eh?



If you've have any interest at all in taking my Landscape Design Class, it is the best value of any service I offer! Classes will resume near the end of September 2020 ONLINE!





---

## I have on hand lots of **BACK ISSUES** of **GARDENDESIGN** ?

What would you like information on?

I'd suggest **SECRET GARDENS**, **SHEDS** or **SEATING**  
(we all need a chance to just **SIT** & enjoy our yards particularly  
at this point in history!)

Send me your  
request for any  
or all & I will zip  
it on over to ya!



---

Spend some quality, relaxing time perusing my Green  
Wall pins on

**PINTEREST**

[https://www.pinterest.ca/gardens4seasons/  
green-walls/](https://www.pinterest.ca/gardens4seasons/green-walls/)





---

Continuing with this edition's theme of verticality (a real word?)  
**Columnar Trees** will be featured in  
**GARDENDESIGN - July/August/September!**

Watch for it soon!



Have a simply ***Delicious*** Summer everyone - there really is  
nothing like our Saskatchewan heat! ;)

---

---

**Feel free to forward this to any friends!**

*(or they can email me to request their own copy!)*

---

**DID YOU KNOW?**

**- I never, Ever, EVER share my email list - NEVER! :)**

\* to UNSUBSCRIBE from GARDENDESIGN please reply to this email with NO THANKS!